

Ana Şanzıman Modeli

MERCEDES G 3 36

MERCEDES G 3 45

MERCEDES G 3 55

MERCEDES G 3 60

ZF 16 S 130

ZF 16 S 150

ZF 16 S 160

ZF 16 S 190

ZF 16 S 220

ZF 16.190

ZF 20 S 190

ZF 20.190

ZF 4 90

ZF 4 S 120

ZF 4 S 150 GP

ZF 5 110 GP

ZF 5 111 GP

ZF 5 150

ZF 5 24

ZF 5 35

ZF 5 45

ZF 5 50

ZF 5 50

ZF 5 65

ZF 5 90 GP

ZF 5 92 GP

ZF 5 S 110 GP

ZF 5 S 111 GP

ZF 6 36

ZF 6 65

ZF 6 70

ZF 6 75

ZF 6 80

ZF 6 90

ZF 6 S 800 OD

ZF 6 S 800 TO

ZF 65

ZF AK 6 90

ZF S 110

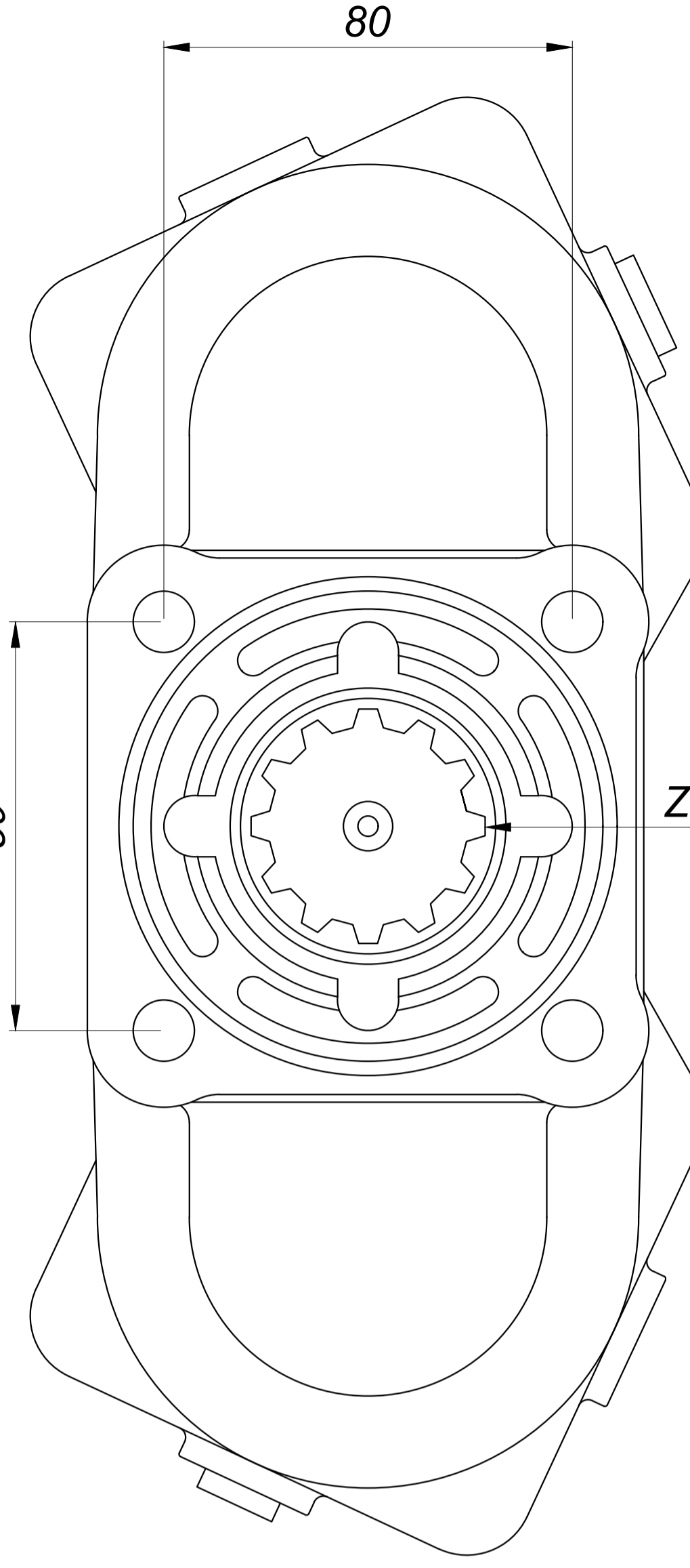
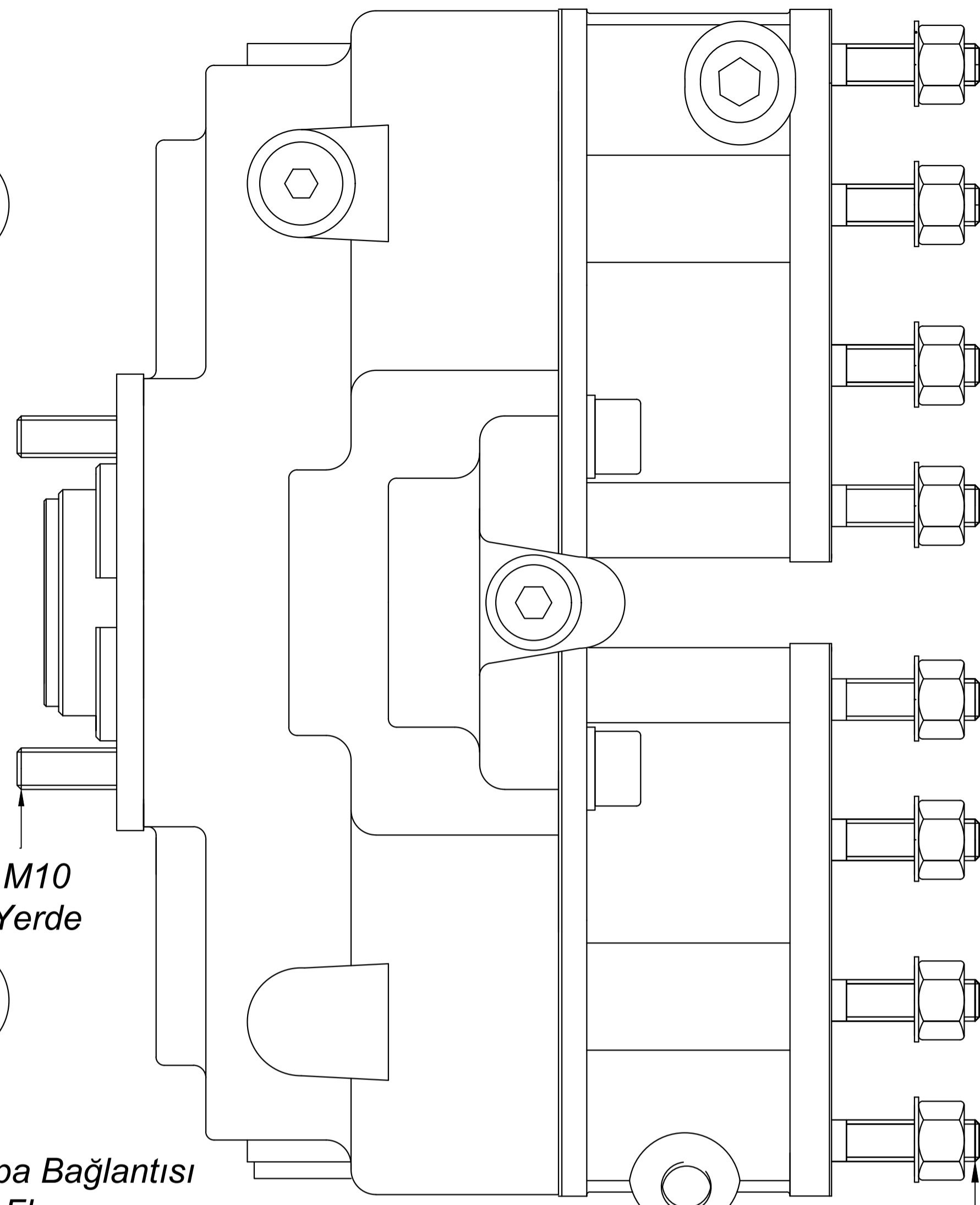
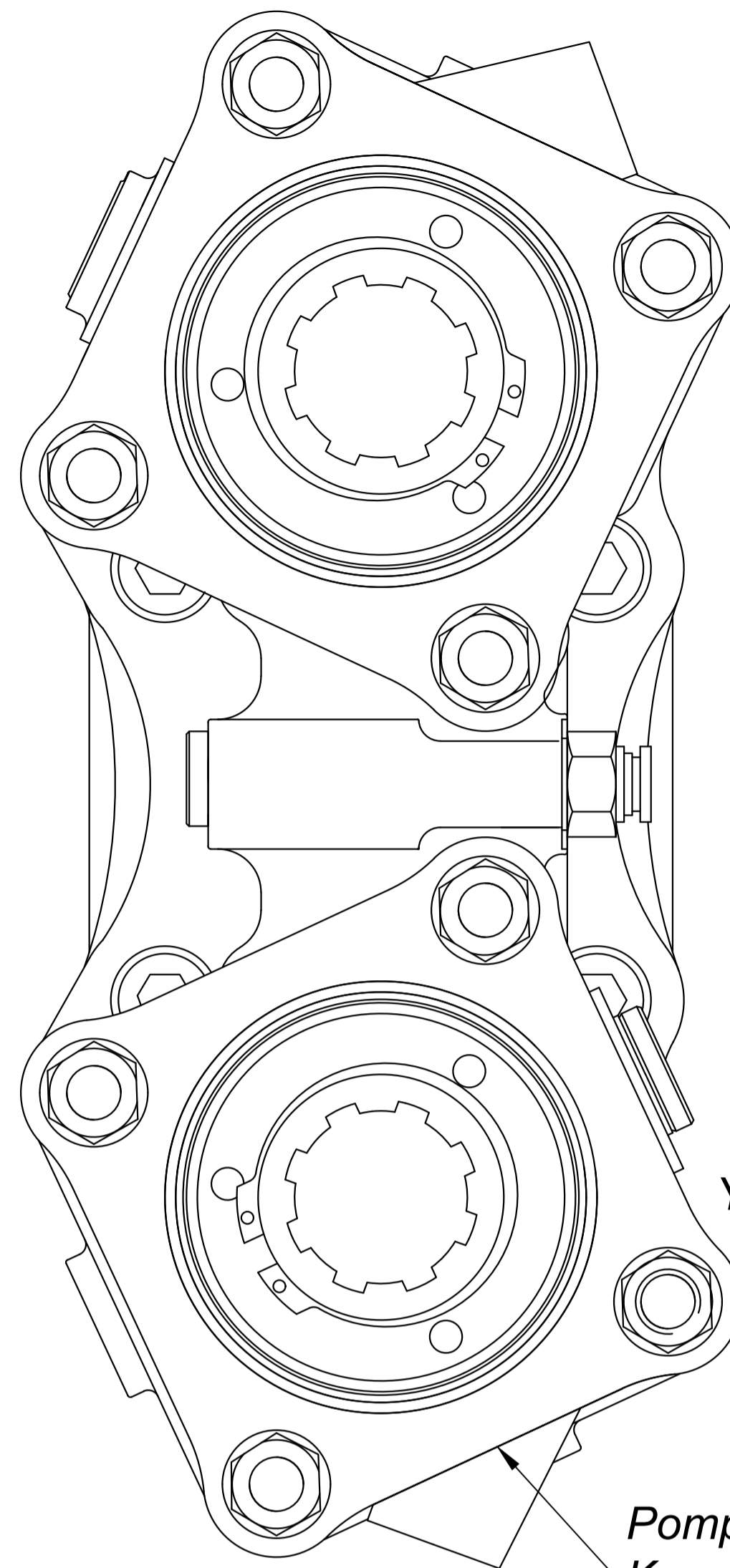
ZF S 4 120

ZF S 5 24

ZF S 5 35

ZF S 5 90

ZF S 6 65



| | |
|--------------------|-----------|
| Pto Kodu | 355AC2 |
| Dişli Tipi | Helis |
| Pto Tipi | Üç Dişli |
| Tork Nm | 240 |
| Güç Kw | 25 |
| Tahvil Oranı | 1.28 |
| Bağlantı Yeri | Kuyruktan |
| Kontrol Sistemi | Havalı |
| Pto Mil Dönüş Yönü | Sola |
| Ağırlık Kg. | 23,00 |

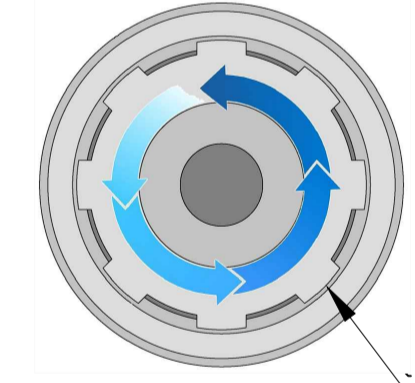



M10 Yerde

80

Z=12

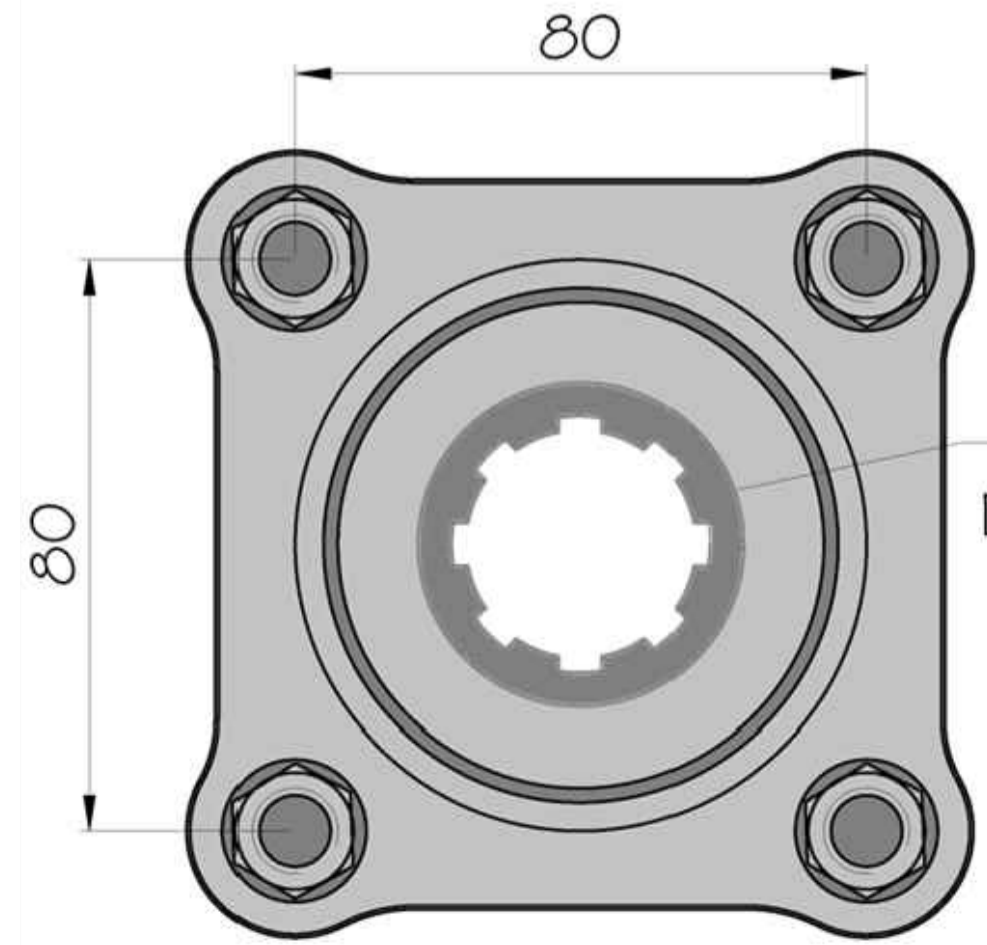

Pompa Bağlantısı
Kare Flanş
Tip PTO



PTO Mil Dönüş Yönü
Sola
(Saatin Aksı Yönü)

M10
8 Yerde

Hava Hortum
Girişi
R 1/4



ISO 14
DIN 5462
8x32x36



PTO Tipi
Üç Dişli



PTO Bağlantı Yeri
Aracın Arka Tarafı
(Kuyruktan)

Ürün Kod
Detayı

3 5 5 A C 2 + A C 2

- Kare Flanşlı - ISO 14 / DIN 5462 - 8x32x36
- Akuple
- Havalı
- Kare Flanşlı - ISO 14 / DIN 5462 - 8x32x36
- Akuple
- Havalı
- Sıra No